



**Year 3 – Spring Term 2**  
**We Are Vloggers**  
**Computing**



In this unit, the children will create their own **screencast presentation** linked to healthy eating and their DT project.

**Information Technology**

**Prior Knowledge**

Children will already know how to safely use the **internet** to find information. Children have previously looked at **photography** and how to frame and edit a picture for purpose.

**Tips for effective presentations**

Keep your audience in mind


Have a consistent design

Plan

Keep it simple

Know your subject

Rehearse



Provide a clear structure

**Computing Key Vocabulary**

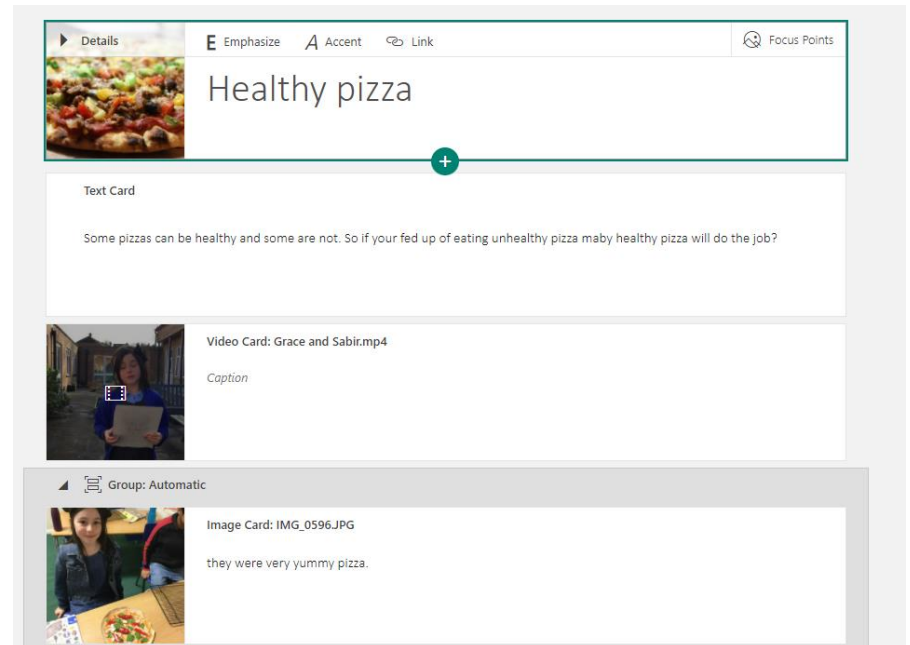
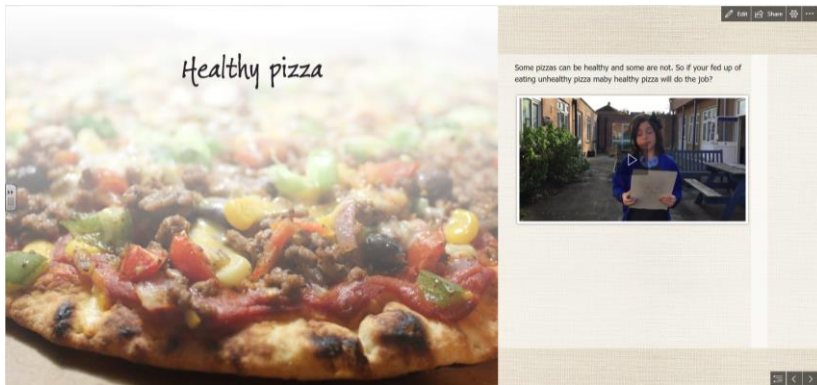
<b>Audio</b>	Sound that is recorded or created for use in a media file.
<b>Copyright</b>	A law that gives the owner of a written document, musical composition, book, picture, or other creative work. You would need to get the owner’s permission if you wanted to use the file for your own project
<b>Images</b>	A picture or reflection of something produced by a device such as a photo or drawing.
<b>Internet</b>	A network, or system, that connects millions of devices (no longer just computers) worldwide.
<b>Media File</b>	Are pictures, music, audios, videos, and documents.
<b>Narration</b>	Words spoken over an image or video clip. Used to describe to the viewer what is happening.
<b>Presentation</b>	Combines different pieces of information that can be shared with a specific audience.
<b>Search engine</b>	A type of website that helps a computer user find information on the Internet.
<b>Vlog and Vlogging</b>	A video blog or video log.



**Year 3 – Spring Term 2**  
**We Are Vloggers**  
**Computing**



This half term we will be using...	
Hardware	Software/Apps
Chromebooks iPods	Microsoft Sway



**E-safety:** To safely search for images online.