

# Barrow Hedges Art Journey

## Drawing



I can combine and organise elements of pattern, line and geometric shapes for different purposes.



I can make accurate sketches to create portraits.

YEAR  
**6**

I can identify and draw objects and use marks and lines to produce texture.

I can successfully use shading to create mood and feeling.

I can use shading to create mood and feeling.

YEAR  
**5**

I can organise lines, tone, shape and colour to represent figures and forms in movement.

I can show facial expressions and body language in sketches and paintings.

I can use marks and lines to show texture in my art.

I can use line, tone, shape and colour to represent figure and forms in movement.

I can use a viewfinder to focus on a specific part of an artefact before drawing it.

YEAR  
**4**

I can observe closely and keep my work in proportion.

I can use charcoal, pencil and pastel to create art.

I can use different grades of pencil to shade and to show different tones and textures.

I can show facial expressions in my art.

YEAR  
**3**

I can choose and use three different grades of pencil when drawing

I can use sketches to produce a final piece of art.

I can use pencils to create lines of different thickness in drawings.

YEAR  
**2**

YEAR  
**1**

I can use shapes to show different features on a face.

Use simple tools and techniques competently and appropriately.

Make changes to creative work to make improvements.

Represent their own ideas, thoughts and feelings through art.

**Reception**

Use tools and techniques to enhance and add detail to their representations.

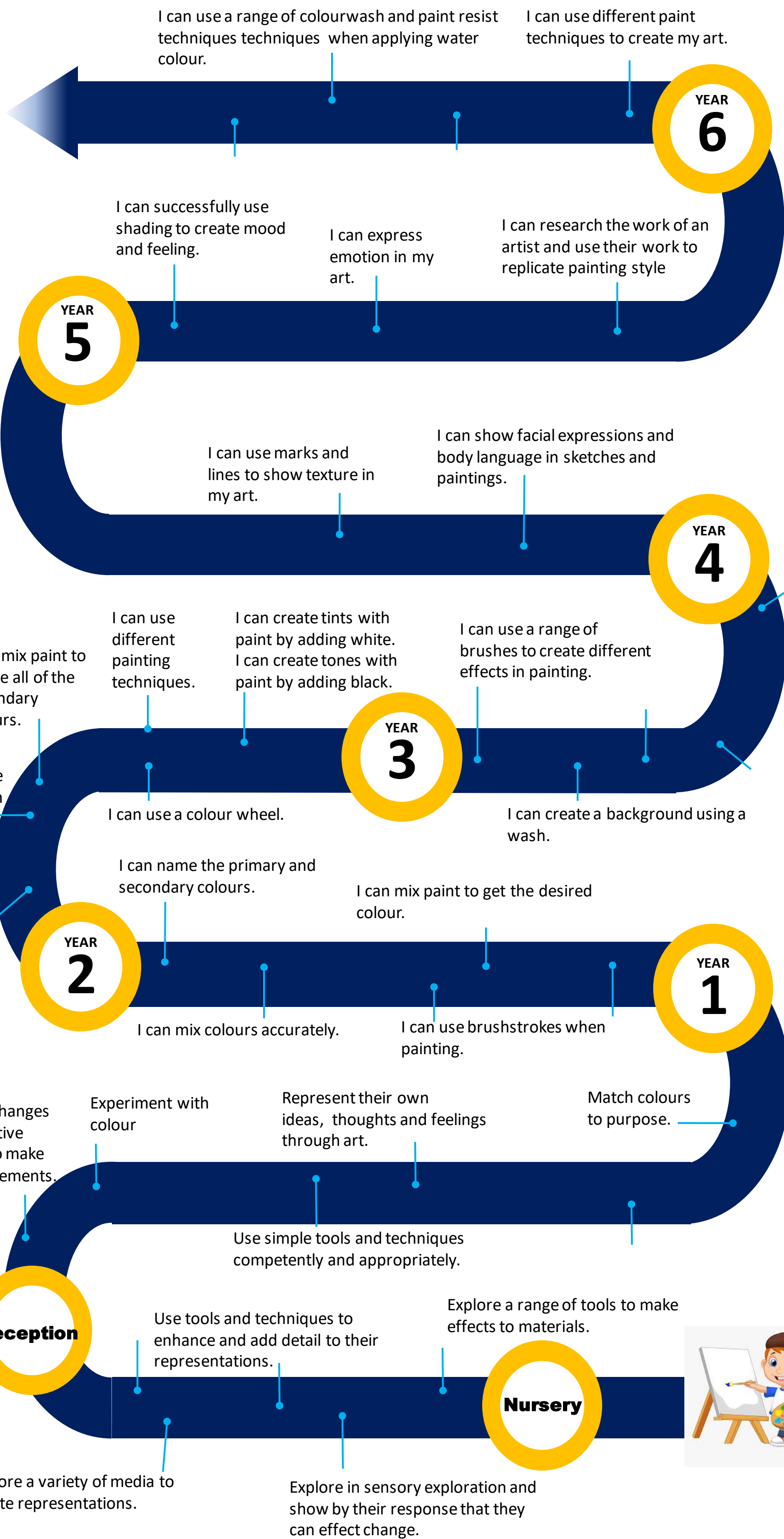
**Nursery**

Explore a range of tools to make effects to materials.

Explore a variety of media to create representations.

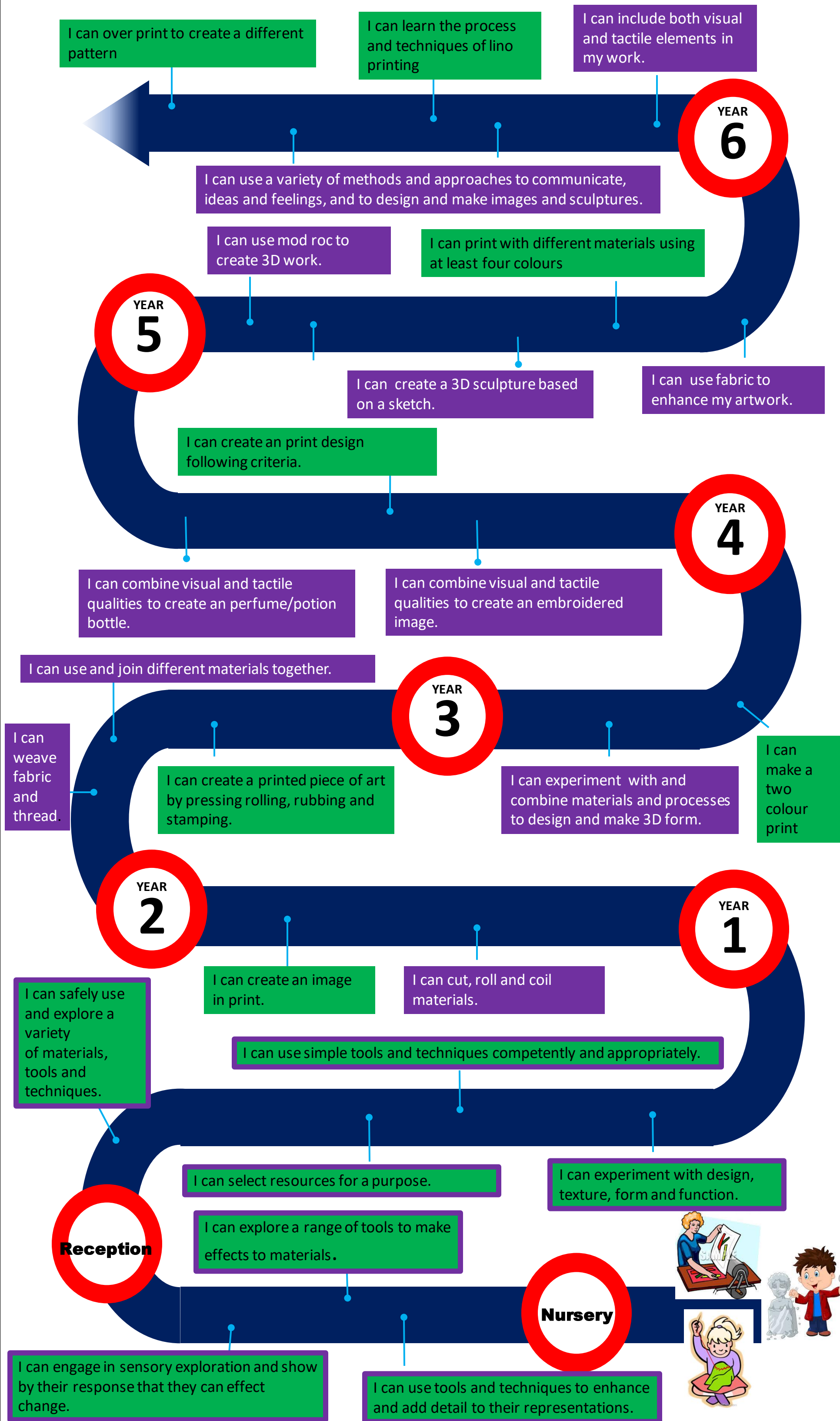


# Barrow Hedges Art Journey Painting



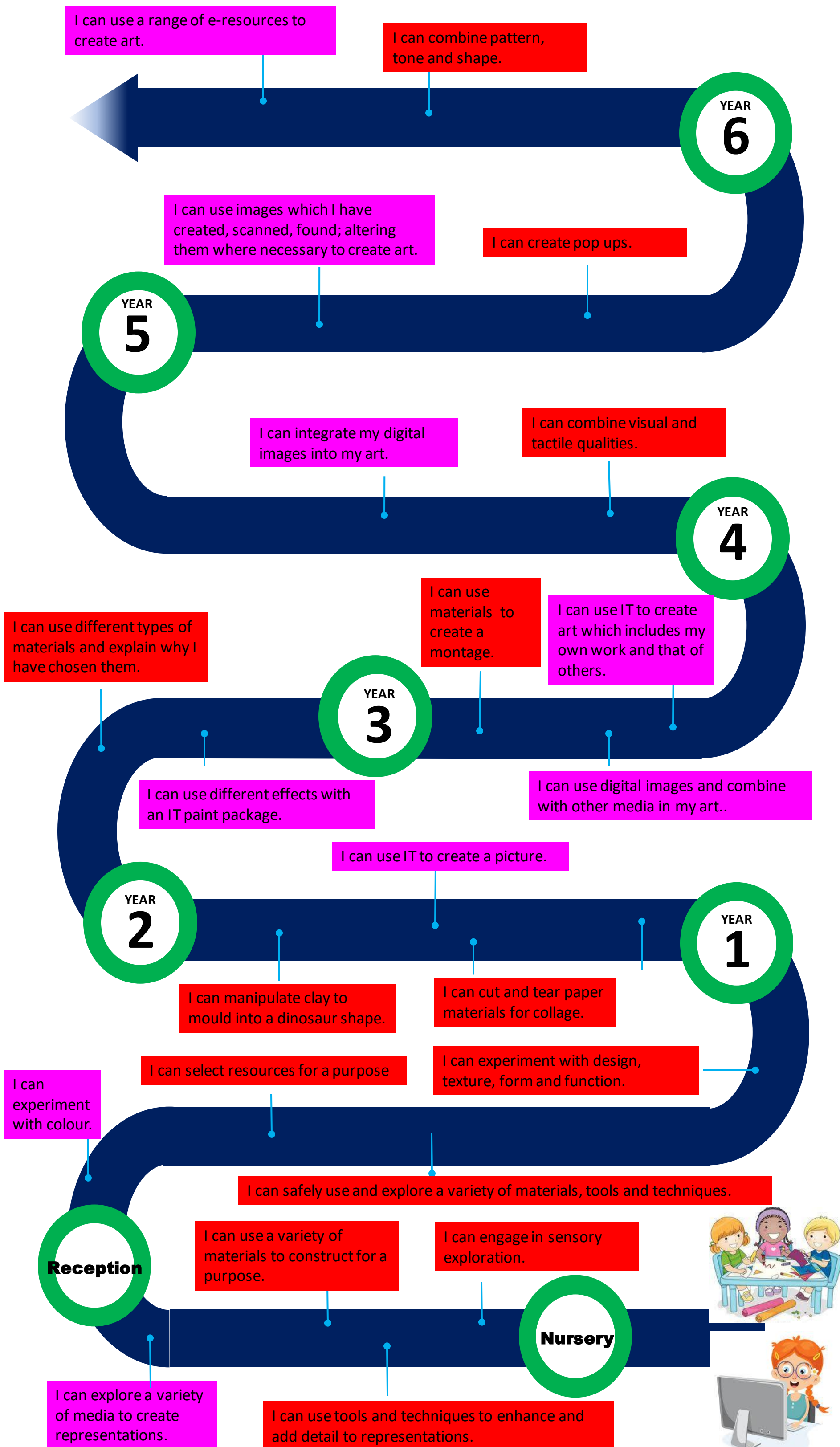
# Barrow Hedges Art Journey

## Printing and 3D/Textiles



# Barrow Hedges Art Journey

## Collage and Use of IT



# Barrow Hedges Art Journey Knowledge



I can explain the style of my work and how it has been influenced by famous artist.

YEAR  
**6**

I can reflect on how mood has been created in pieces of artwork.

I can research the work of an artist and use their work to replicate a style.

YEAR  
**5**

I can experiment with styles used by other artists.

I recognise when art is from different historical periods.

YEAR  
**4**

I can explain some of the features of art from historical periods.

I can suggest how artist have used colour, pattern and shape.

I recognise when art is from different cultures.

YEAR  
**3**

I can create a piece of art in response to the work of another artist.

I can identify the techniques used by different artists.

I can compare the work of different artists.

I can ask questions about a piece of work.

YEAR  
**2**

I can describe what I see and give an opinion about the work of an artist.

YEAR  
**1**

I can use what I have learnt about media and materials in original ways, thinking about uses and purposes.

I can experiment with colour.

I can show an understanding of how own customs are celebrated through communications, including drawings. (UW)


Can match colour to purpose.

I can represent my own ideas, thoughts and feelings through art.

**Reception**

I can engage in sensory exploration and show by my response that it can effect change.

**Nursery**



I can use media and materials to represent and express an idea I want to share with others.

I can listen to other's ideas to build on.