

# Welcome to UKS2

Y5 Beech: Miss Cheetham (Year Group Leader)

Y5 Cedar: Mrs Smith/Ms Wallis

Y5 Rowan: Miss Swinfield

Y6 Willow: Miss Edwards (Year Group Leader)

Y6 Sycamore: Miss Lucas

Y6 Chestnut: Miss Duffin

Teaching Assistants:

Year 5: Mrs Coxon, Mrs Wheel, Mrs Searle

Year 6: Mrs Johnson, Mrs DeMarco, Mrs Harding and Mrs Reynolds



Other Adults

**Mrs Cutts-Munro**

**Mrs Pericleous**

**Mrs Genco**

**Mrs Rogers**



# The Curriculum at Barrow Hedges

We aim to deliver a diverse and creative curriculum with exciting topics that the children will be fully engaged with. We will be adding curriculum overviews to the school website where you can see a break down of everything that your child will learn each half term.

For further information please visit the school website:

<http://www.barrowhedges.com/>

**Barrow Hedges Primary School**

HOME ▶ LEARNING ▶ CURRICULUM

## Curriculum

### Barrow Hedges Curriculum

At Barrow Hedges we used the topic titles and some of the materials from 'The Cornerstones Curriculum' when introducing the curriculum changes in 2014. Since then we have developed our creative and thematic approach to learning further; mapping key skills to the Primary National Curriculum to ensure comprehensive coverage of national expectations.

English

Mathematics

**Barrow Hedges Medium Term Topic Planner (Planning)**  
Year 5 Autumn 1

**Science Machines**

- To understand the basic principles of simple machines.
- To understand the basic principles of levers, pulleys and gears.
- To understand the basic principles of inclined planes, wedges and screws.
- To understand the basic principles of the wheel and axle.
- To understand the basic principles of the inclined plane.
- To understand the basic principles of the wheel and axle.

**The Great Wall of China**

- To understand the basic principles of the Great Wall of China.
- To understand the basic principles of the Great Wall of China.
- To understand the basic principles of the Great Wall of China.
- To understand the basic principles of the Great Wall of China.
- To understand the basic principles of the Great Wall of China.
- To understand the basic principles of the Great Wall of China.

**The Great Wall of China**

- To understand the basic principles of the Great Wall of China.
- To understand the basic principles of the Great Wall of China.
- To understand the basic principles of the Great Wall of China.
- To understand the basic principles of the Great Wall of China.
- To understand the basic principles of the Great Wall of China.
- To understand the basic principles of the Great Wall of China.

**The Great Wall of China**

- To understand the basic principles of the Great Wall of China.
- To understand the basic principles of the Great Wall of China.
- To understand the basic principles of the Great Wall of China.
- To understand the basic principles of the Great Wall of China.
- To understand the basic principles of the Great Wall of China.
- To understand the basic principles of the Great Wall of China.

**The Great Wall of China**

- To understand the basic principles of the Great Wall of China.
- To understand the basic principles of the Great Wall of China.
- To understand the basic principles of the Great Wall of China.
- To understand the basic principles of the Great Wall of China.
- To understand the basic principles of the Great Wall of China.
- To understand the basic principles of the Great Wall of China.

**Believe to Achieve**



# Year 5

Term	Topic	Trip/Visitors
Autumn 1	Scream Machine	Chessington
Autumn 2	Off with Her Head	Hampton Court
Spring 1	Stargazers	Space Dome (in school)
Spring 2	Beast Creator	Bug Man (in school)
Summer 1	France/Fallen Fields	France
Summer 2	Allotment	

**Believe to Achieve**



# Year 6

Term	Topic	Trip/Visitors
Autumn 1	A Child's War	Evacuee Day WWII Visitor
Autumn 2	Frozen Kingdom	
Spring 1	Revolution	Victorian Day
Spring 2	Darwin's Delights	
Summer 1	Blood Heart/Voices in the Park	Condover Hall
Summer 2	Hola Mexico	Sutton Life Centre

# English Assessment

To help inform our teacher assessment of whether your child is on track to meet the expected standard for the end of year we carry out ongoing assessments of the children's reading and writing throughout the year.

Primarily, your child's topic book forms a portfolio of writing which showcases their ability to meet the Year Group expectations, both independently and with help from their teacher. This is the main body of evidence used to assess children's attainment and progress in writing throughout the year.

Children have Guided Reading sessions every day and their responses to class discussions and independent work during these sessions inform the teachers assessments. In addition to this teachers will listen to children read on a 1:1 basis to assess their fluency. Children also carry out more formal reading assessments throughout the year.

**Believe to Achieve**



# Calculation Policy

Last year, we reviewed our calculation policy to be in line with our Teaching for Mastery approach to Maths.

This policy can be found on our website and we would advise you take a look so you can see and support which methods your children are being taught.



# Mathletics

We are continuing with Mathletics this year as it has proven to be very successful.

At the beginning of the year, the children will need to complete the finals of each level (Bronze, Silver, Gold, Platinum and Diamond).

This will enable them to recap the tables at speed to ensure they haven't forgotten any.

## Bronze 5

Name: \_\_\_\_\_

Number of Questions: 40  
Testing: 5x (with inverse)

- |                |                |                |
|----------------|----------------|----------------|
| 15 ÷ 5 = _____ | 5 × 10 = _____ | 4 × 5 = _____  |
| 5 × 11 = _____ | 30 ÷ 5 = _____ | 5 × 9 = _____  |
| 5 ÷ 5 = _____  | 5 × 4 = _____  | 5 × 5 = _____  |
| 2 × 5 = _____  | 55 ÷ 5 = _____ | 10 ÷ 5 = _____ |
| 60 ÷ 5 = _____ | 5 × 12 = _____ | 40 ÷ 5 = _____ |
| 5 × 2 = _____  | 20 ÷ 5 = _____ | 3 × 5 = _____  |
| 5 × 3 = _____  | 1 × 5 = _____  | 5 × 7 = _____  |
| 10 × 5 = _____ | 25 ÷ 5 = _____ | 11 × 5 = _____ |
| 8 × 5 = _____  | 5 × 8 = _____  | 12 × 5 = _____ |
| 5 × 1 = _____  | 5 × 6 = _____  | 9 × 5 = _____  |
| 45 ÷ 5 = _____ | 7 × 5 = _____  | 50 ÷ 5 = _____ |
| 6 × 5 = _____  | 35 ÷ 5 = _____ | 3 × 5 = _____  |
| 5 × 7 = _____  | 55 ÷ 5 = _____ | 5 × 5 = _____  |
| 25 ÷ 5 = _____ |                |                |

40

Marked by: \_\_\_\_\_

Date: \_\_\_ / \_\_\_ / \_\_\_

Key Stage 2 Mathletics Tracker				All combined	DONE!
.....					
Bronze	10	5		5 and 10	
Silver	2	4	8	2, 4, 8, 5 and 10	
Gold	3	6	9	3, 6, 9, 2, 4, 8, 5 and 10	
Platinum	7			7, 3, 6, 9, 2, 4, 8, 5 and 10	
Diamond	11	12		All 1 to 12	Now continue with mixed practice!

**Believe to Achieve**





# Mathletics

Once the children have made their way through the levels, they then complete a range of 'Ultimate Challenges'. Each challenge involves 144 mixed tables questions using both multiplication and division.

There are four separate challenges:

- 1) Mixed multiplication and division
- 2) Mixed multiplication and division with powers and square roots
- 3) Mixed multiplication using multiples of 10
- 4) Mixed multiplication of the 13-24 times tables

Each child will need to complete each challenge three times (and better their time score) before moving on to the next challenge.



# Homework

**Home School Books:** Children should be reading every night and this should be recorded by an adult or themselves in their Home School Book.

**English/ Maths/ Spelling:**

Children will receive their homework on a Thursday and it will be expected to be returned by the following Thursday. Spellings will continue to be tested on a Friday.

English and Maths homework will be set weekly and will directly link to the learning that is happening within the classroom. Maths homework will consist of a variety of fluency, reasoning or problem solving activities and English homework will vary from grammar skills to comprehension questions, dependent on the current learning.

The homework will usually work on a chilli system where children can self select the differentiation they feel most confident with.

---

**Believe to Achieve**



# Homework

**Topic homework** : We will no longer be giving children topic homework to present each half term however a list of optional activities and helpful websites linked to the current topic will be sent home every half term. These will not be expected to come back to school and are purely for those children and families that enjoy these kind of learning activities at home.

*Homework will commence the week beginning 16<sup>th</sup> September 2019*

---

**Believe to Achieve**



Our 4 Core Values

Care

Honesty

Respect

Responsibility

Our School Motto

Believe to Achieve!

**Believe to Achieve**



# Behaviour

Barrow Hedges Primary School  
Class Behaviour Record Sheet – to be kept on a clipboard

Class \_\_\_\_\_



Date	First name warning	Behaviour Code	Miss 5 mins play	Miss 10 mins play	Exclude for 15 mins	Put on 369 sheet
<p align="center">Please ensure:</p> <ol style="list-style-type: none"> <li>1. The child knows why they are on sheet</li> <li>2. Detention is given</li> <li>3. Missed 15 mins work is made up</li> <li>4. Sheet is highlighted to show time spent</li> </ol>					369 sheet box to be ticked if 15 mins is ticked	If this is the first time for a child – inform parents

**Believe to Achieve**



# Behaviour - 3,6,9 explained

## BARROW HEDGES PRIMARY SCHOOL - BEHAVIOUR MANAGEMENT – 3.6.9 SHEET

Name \_\_\_\_\_

Class \_\_\_\_\_



	Date	Behaviour	Consequences/Action
1			
Parents informed on		(date)	(initial)
2			
Parents informed on		(date)	(initial)
3			
Year Group Leader informed Parents informed and meeting arranged with parents and Year Group Leader; Notes written up			

**Believe to Achieve**



<b>Year Group Leader informed</b>		
<b>Parents informed and meeting arranged with parents and Year Group Leader; Notes written up</b>		
<b>4</b>		
Parents informed on		(initial)
	(date)	
<b>5</b>		
Parents informed on		(initial)
	(date)	
<b>6</b>		
<b>Deputy Head <u>and</u> Year Group Leader informed</b>		
<b>Parents informed and meeting arranged with parents and Deputy Head (and YGL); Notes written up</b>		
<b>7</b>		
Parents informed on		(initial)
	(date)	
<b>8</b>		
Parents informed on		(initial)
	(date)	
<b>9</b>		
<b>Letter to parents from Headteacher – meeting arranged; Notes written up</b>		

**Believe to Achieve**



# In the Dining Hall

## In the dining hall we must:

Line up in an ***orderly*** fashion.

Say please and thank you and use ***good manners***.

Stay in our seats for the whole time we are eating.

Talk calmly to others, never shouting.

Be gentle and not hurt others.

Be kind and helpful and not hurt anyone's feelings.

Work together to solve problems, ***using words to express and explain, rather than actions***.

Clear away our own plates, cutlery and ***any waste***, including from our lunchboxes.

Walk sensibly and never run.

Return our lunchboxes to the lunchbox trolley carefully and neatly.



# On the Playground

## In the playground we must:

Learn and know the rules for how to use our playground and follow them.

***Be gentle and not hurt others.***

Be kind and helpful and not hurt anyone's feelings.

Play together and ***look after each other.***

Work together to solve problems, using words to express and explain rather than actions.

Take care of our ***equipment*** and use it properly.

Leave dirt and rocks on the ground.

Ask to use, and behave sensibly in, the toilets (this is not a place to play or chat)

Tidy up after ourselves.

Stop playing when the bell goes, stand still and listen quietly.

Tell an adult if you are feeling sad and/or lonely.

Tell an adult if someone is not following the rules.

# Consequences:

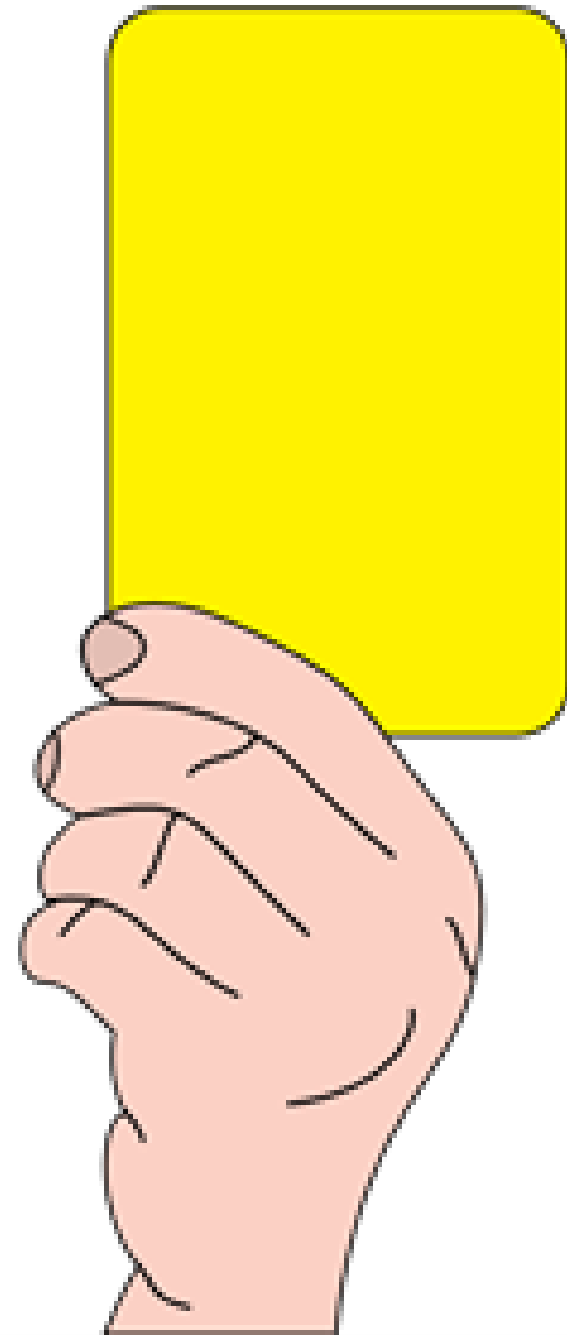
## Yellow Card

If you do not follow the lunch time rules, you may get a yellow card. This means you will have a 5 minute (KS1) or 10 minute (KS2) time out.

In this time you need to calm down and think about what you did wrong.

Examples of behaviour that may result in a Yellow Card:

- disrupting other children's play on purpose
- Showing disrespect towards a Midday Assistant – this includes verbal (e.g. answering back) and non-verbal behaviours (e.g. rolling of eyes)
- Not doing as you've been asked (e.g. lining up quietly)
- Throwing food on the floor and/or being silly with food
- Shouting and messing around in the dining hall, including being out of your seat
- Pushing in the line
- Entering the school building without asking
- Being silly and/or staying too long in the toilets
- Unkind behaviour
- Rough behaviour



# Consequences:

## Red Card


If you do not follow the rules and your behaviour is *more serious*, a Midday Supervisor can issue a Red Card. If you get a red card you will be sent directly to the main office and Mrs Woods, Mr Lowes, Mrs Duncan or Mrs Covey will speak with you before deciding what to do next.

If you get a Red Card children will be removed from lunch play for a total of 30 minutes (KS1) or 60 minutes (KS2).

This 'detention' may be spread over two breaks.

There are some types of behaviour that will result in the immediate issuing of a red card. Examples include:

- Physically hurting someone on purpose (punching/kicking)
- Threatening/aggressive behaviour
- Racism
- Being rude to a midday assistant (saying 'No!' If you are asked to do something)
- Swearing
- Breaking or damaging equipment on purpose
- Stealing



The Midday Supervisors will make decisions about giving yellow and red cards in a fair way to make sure all children have happy play times. As with all adults in school, children must treat our Midday Supervisors with respect.

At the end of each lunchtime, an adult will collect in the Yellow and Red Cards and let class teachers know. A record will be kept of this information. Parents will be informed if there is a serious incident.

As cards can be issued by any Midday Assistant, you could be given more than one Yellow Card in one lunchtime. If this happens, you will be kept in for a further 20 minutes the following day.

# Barney Award – Friday’s Celebration Assembly



This assembly is held on a Friday. This is a chance to hear about which children has demonstrated our ‘Building Learning Power’ traits amongst other things.



***Ron Resilience***



***Connie Collaboration***



***Rosie Reflectiveness***



***Ravi Resourcefulness***

**Believe to Achieve**



# PE KITS

We will have PE at least twice a week, therefore we ask that PE kits remain in school at all times. Please make sure they have their own kit – PE is statutory and all children need to take part and have the correct kit. These should be taken home each half term to be washed.

---

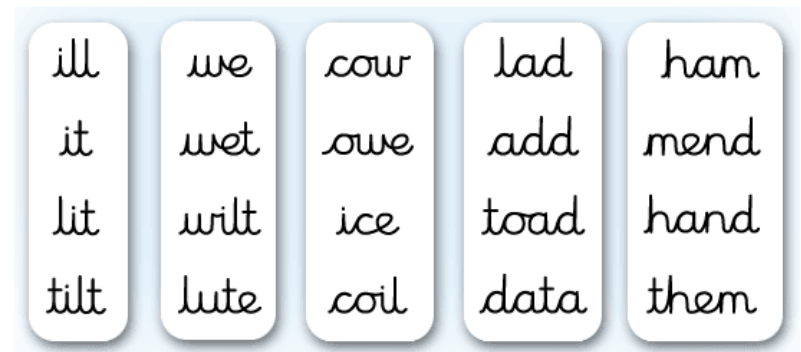
**Believe to Achieve**



# Handwriting

The school has a cursive handwriting policy.

If you would like to see what these letters look like please check our website for further information.



# Responsibilities for Year 5 children

## **Classroom Monitors**

Children are given greater independence and responsibility in their daily routines.

## **Year 5 Buddies**

Beech, Cedar and Rowan will each be assigned a class from lower down in the school and will be responsible for supporting them throughout the year





# Responsibilities for Year 6 children

**Classroom Monitors**

**Assembly Monitors**

**House Captains**

**Office Monitors**

**Wet Play Monitors**

---

**Believe to Achieve**



# Reminders of Whole School Policies

- Please ensure that children adhere to our uniform guidelines and are well presented and should not wear earrings.
- Water - not squash or flavoured water.
- A piece of fruit/vegetable for break time (not cereal bars)
- Remember we are a nut-free school; we encourage healthy choices for packed lunches.
- Only foam balls are allowed on the playground at lunchtime only.
- No birthday sweets.
- Staff do not hand out party invitations – please do this yourselves. Thank you.



## Pick up arrangements

### **Year 5:**

Children will be dismissed from the central stairs outside the hall.

### **Year 6:**

Children will be dismissed from the top playground by the netball courts.

# Walking Home

If you would like your child to walk home or to meet you anywhere outside of the school grounds, you must give written permission to their class teacher. This must be signed and dated. This permission can also be emailed.

Equally, if your child is going home with somebody different, you must also give written permission for this.



# Mobile Phones

We advise that children do not bring their mobile phones to school and can take no responsibility for any loss or damage.

However, we do understand there may be occasions where your child needs to contact you before or after school and a mobile phone is the only option. On these occasions, children's mobile phones must be handed in to the teacher during relaxed start and collected after school.

We ask that mobile phones are switched off at the gate and remain off until they leave the school gates at the end of the day.

In line with local high school policies, any children not following these guidelines will have their mobile phone confiscated until a parent comes to collect it.



# Communication

If you have any questions or concerns during the year please do come and speak to us – we will be on the playground at the end of the school day.

If you need to contact us by e-mail, please use the Barrow Hedges e-mail address: [office@barrowhedges.com](mailto:office@barrowhedges.com) . Please write the Class Teacher's name as the subject header. Please note you won't get an immediate response; during the day the focus is on teaching and sometimes teachers won't look at their emails until the end of the school day. Alternatively, please do send a note in the morning in the Home School Book with your child if it to alert the teacher's attention to something and doesn't require a response.

*Please only contact teachers via the school and not through social media such as Facebook.*

**Believe to Achieve**



***WE LOOK FORWARD TO WORKING WITH  
YOU THIS YEAR.***

***YEAR 5 WILL NOW HAVE A TALK ABOUT  
FRANCE.***

---

**Believe to Achieve**

